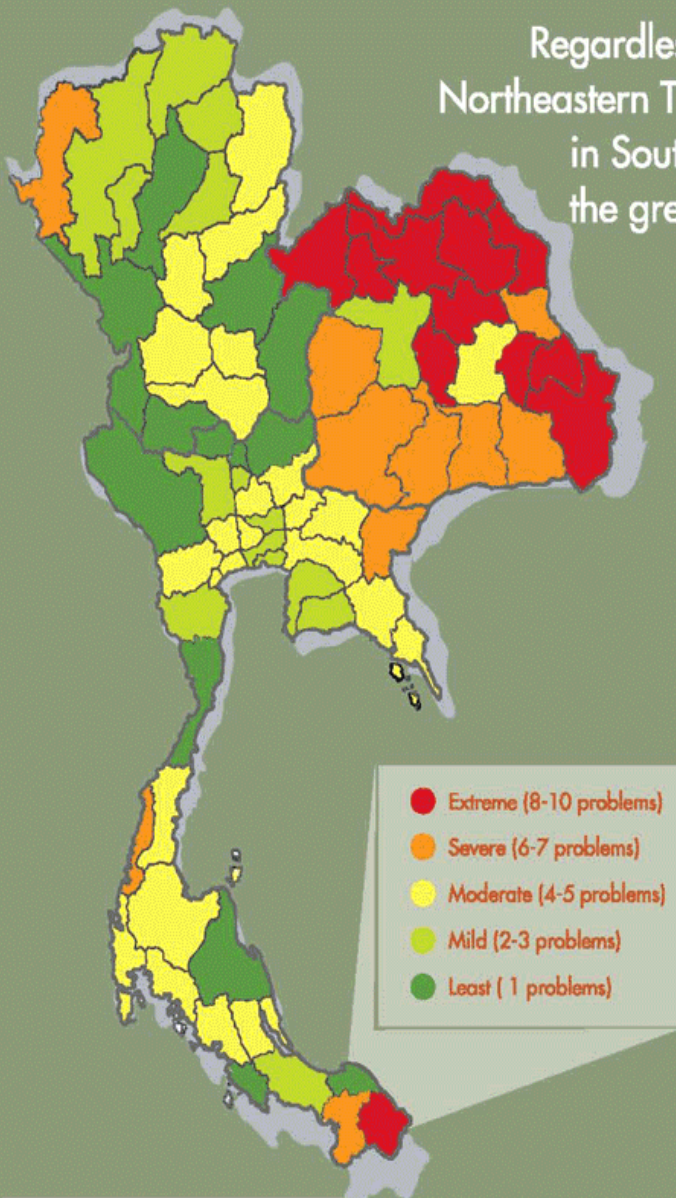


Poverty

One in 10 Thais is still poor, having incomes of less than 922 baht per month

Regardless of how the word 'poverty' is defined, Northeastern Thailand and the three border provinces in Southern Thailand are still the regions with the greatest problems of poverty and ill health



Researchers have tried for many years to define the word 'poverty' and have modified its definition as knowledge has improved. The basic principle is that 'the poor' are those who do not have sufficient income to live on. One method is to define a threshold, and classify anyone whose monthly income falls below this threshold as 'poor'. Another complementary approach is to compare incomes across the whole society, to measure inequality within that society.

Both ways of measuring poverty look only at monetary income. More recently, people have begun looking at other indicators of disadvantage, such as literacy, malnutrition, preventable illnesses, or social problems such as landlessness and lack of access to credit.

But however poverty is measured, the provinces in the Northeast of Thailand have the greatest problems of poverty and ill health.

Poverty Problems

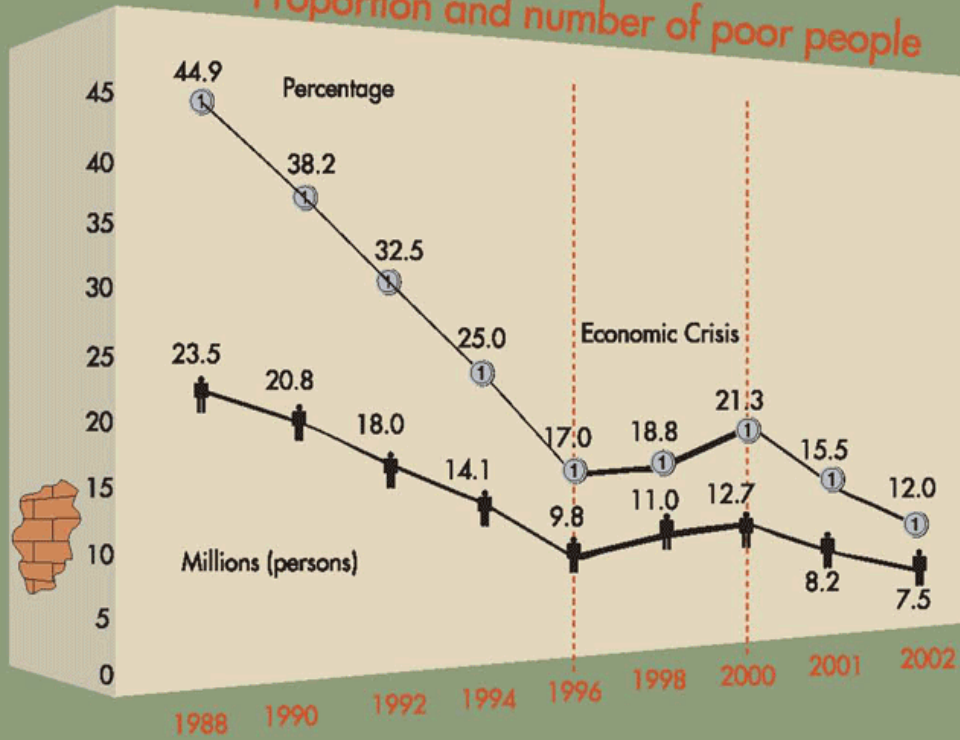
1. Income inequality
2. Household size
3. Average income
4. Proportion of expenses per household income
5. Proportion of cigarette and alcoholic beverage costs to total expense
6. Employment rate
7. Proportion of households with income lower than poverty line
8. Life expectancy at birth
9. Ratio of hospital bed per population
10. Ratio of physician per population

Poverty quintile by individual household income



Source: National Economic and Social Development Board, 1988-2002

Proportion and number of poor people



- ① Proportion of poor
- Number of poor people

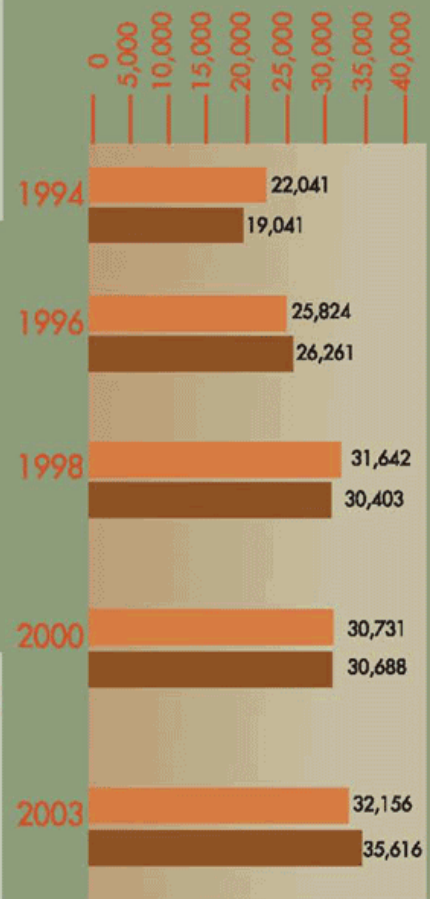
Source: National Economic and Social Development Board, 1988-2002

Sources for household loan according to level of poverty (Buriram province only)



Source: Chumrurtai Kanchanchitra, Institute for Population and Social Research, 2004

Income and Debts of very poor household, 1994-2003



Source: National Economic and Social Development Board, 1994-2003

Household land holding size by degree of poverty (Buriram province only)



Source: Chumrurtai Kanchanchitra, Institute for Population and Social Research, 2004

- Income
- Debt